



ELA Virtual Learning

6th Grade ELA

Questioning for Deeper Meaning

May 19, 2020



6th Grade ELA

Lesson: May 19, 2020

Objectives/Learning Targets:

Students will:

- make comments that contribute to the topic under discussion.
- write responses using complete sentences with standard spelling, punctuation, and grammar.

Warm-up

1. Listen to the story

➤ Pip



2. On a piece of paper, write down three questions you could ask that would help you understand the story.



Warm-up Answers

Check your answers to make sure it meets the following criteria:

- Did you write in complete sentences?
- Did you use standard conventions (spelling, punctuation, grammar)?

Sample Proficient Questions:

(Answers may vary)

1. *Why did Pip want to be a guide dog?*
2. *Besides his height, what was Pip's obstacle to becoming a guide dog?*
3. *Why was Pip able to save the woman at the end?*

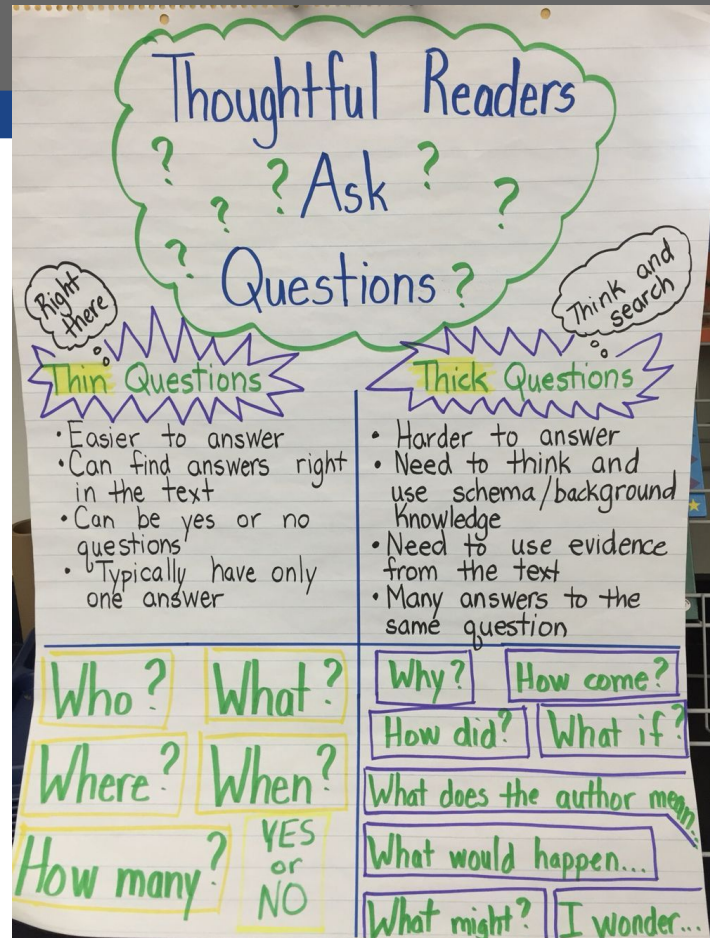
Learn

Today we are going to talk about questioning for understanding. We need to find questions that are going to help us get to know more about the story.

Here are some examples of questions you could ask to better understand the text that you are reading.

Questioning Stems

There are questions to ask about plot, inferring, characters, and summarizing.



Learn (continued)

Here are some examples of sentence stems you can use to find out more within the story:

- How do characters respond to conflict?
- What does this tell us, the readers, about the characters?
- What theories have you developed about characters based on how they respond to conflict?
- How have your theories of the character changed as you read?
- What does the conflict in the story show about the character?
- What do the actions of the character tell us about the character?
- How is the character's traits best revealed?



Learn (continued)

Reading Comprehension Strategies

If it helps us, we need to re-read the text to find out more information.

We also need to think about our prior knowledge and what we know about the topic we are reading.







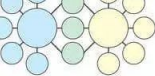

Use context clues if it helps you figure out more about what's going on in the story.

Infer what is happening in the story. What do you think might happen next?

Summarize the story in your own words if that helps you form a question about a character.

Make predictions or ask the reader to make predictions.

Graphic organizers are a great way to write down what you know and what you need to find out.

<p>Re-read the Text</p> <p>more information = more understanding</p>	<p>Activate Prior Knowledge</p> 	<p>Use Context Clues</p> 
<p>Infer Meaning</p> 	<p>Think Aloud</p> 	<p>Summarize the Story</p> <p>Characters</p> <p>Setting</p> <p>Problem</p> <p>Solution</p>
<p>Locate Key Words</p> 	<p>Make Predictions</p> <p>think → pair → share</p>	<p>Use Word Attack Strategies</p> <p>rereading</p> <p>re · read · ing</p> <p>(prefix) (root) (suffix)</p>
<p>Visualize</p> 	<p>Use Graphic Organizers</p> 	<p>Evaluate Understanding</p> <p>what did I learn?</p> 

Practice

1. Listen to Episode 7

➤ [EP7: Six Minutes of Truth](#)



2. On a piece of paper, write down three questions you could ask that would help you understand what is happening in the podcast.



Practice Answer Key

Check your answers to make sure it meets the following criteria:

- Did you write in complete sentences?
- Did you use standard conventions (spelling, punctuation, grammar)?

Sample Proficient Answer:

(Questions may vary)

1. *Why would Mom and Dad think it was easier to take in Holiday instead of leave her in the water that day?*
2. *How will the binder that Cyrus made help Holiday and him to find out more about what is going on with Holiday?*
3. *Why do you think Mom and Dad would be spying on Cyrus and Holiday on the roof?*